

# RSL

## LEARNING PLATFORM




# STARTER PACK 2020



powered by  
MatchMySound™





powered by  
MatchMySound™



# RSL LEARNING PLATFORM

**The RSL Learning Platform, powered by MatchMySound, will transform your online teaching offering, maximise your face-to-face lesson time and enrich your learning experience.**

Whether you are a private music teacher, school teacher, online educator or music enthusiast, technology is changing the way you teach, practise, perform and access music. It has never been more crucial to utilise the highest quality platforms that engage and inspire music education excellence.

The intuitive practice and assessment technology gives both teachers and learners access to the complete graded suites of RSL Awards' materials – currently available across Acoustic Guitar, Electric Guitar, Drums, Piano and Ukulele.

For pitched instruments MatchMySound's state-of-the-art technology provides students with immediate automated detailed feedback on pitch, rhythm, and tempo from their assigned pieces, and gives them the ability to slow down, loop and listen back to specific sections of their performance pieces.

Teachers can access the full capabilities and graded music materials available with the RSL Learning Platform by having a live profile on our Teacher Registry. Signing up to our Teacher Registry is simple, and, best of all, free! You will then be able to access the platform across any internet-connected device thanks to its cloud-based technology.



# INSIDE THE PLATFORM

## Access

The RSL Learning Platform has been designed to work using Google Chrome on any personal computer as well as having bespoke apps for iOS and Android. The RSL Learning Platform will work on any size or configuration of smartphone / tablet device.

## Student Management

The student management portal allows teachers to organise and maintain their students with ease. In this area of The RSL Learning Platform, teachers will be able to assign exercises to students and review their work once it has been submitted, giving teachers a greater capacity to monitor progress outside of contact time.





# SETTING AND REVIEWING WORK

Teachers and subscribing learners will have access to a huge library of RSL Awards grade book materials. Teachers are able to set pieces, exercises, scales or even sight-reading tests for students to attempt. Teachers can select from a number of options when assigning work, including targets for accuracy and attempt limits.

Performance pieces and their accompanying backing tracks, technical exercises, sight reading/ improvisation, and supporting tests currently available include Debut – Grade 8 in Acoustic Guitar, Electric Guitar, Drums, Piano and Ukulele.

## Interactive Score Player

Scores are displayed as interactive sheet music and can be viewed as a full page or a scrolling view. The tool bar allows for tempo adjustment and sections to be looped for practising. There is also a selection of full track, backing track or metronome for students to play along with. Students and teachers can even make comments on pieces to remind them of their progress, and there's an inbuilt tuner for guitarists.

## Instant Progress Reports

For all instruments it is possible to record exercises as either audio or video for review by the teacher. For harmonic and melodic instruments there is the added option to assess the performance for note pitch and rhythmic accuracy. Students can with play along to a backing track or use the follow me function to perform pieces. The RSL Learning Platform will then score the performance giving a numerical score and star rating for performance. Teachers can set targets for students and limit the number of recording attempts within a specific time period.

*Please note: the automated feedback software is currently available for pitched instruments only.*





# SETTING AND REVIEWING WORK (CONTD.)

## Student View

Students get the same full functionality as teachers, including access to all our available graded materials, just without the student management section. We think it's great to inspire students by showing them all the material they could learn as they progress through their grades with RSL. Their teacher can then curate each student's learning journey according to their individual needs.

Upon logging into the Learning Platform, students are instantly shown any assignments still to be completed and are able to review already completed assignments. It is from this dashboard that students can communicate or take their online lesson with their teacher as well as access the graded materials and interactive score player.

## Zoom Integration & Video Recording

Thanks to feedback from our network of teachers, we have been told that Zoom is overwhelmingly their video platform of choice for teaching due to its advanced audio options. Zoom integrates directly with the RSL Learning Platform so that your students can keep their learning in one place. Students can also record videos of their performance directly into the platform, allowing teachers to review and feedback.





# WHAT ARE THE ADVANTAGES FOR ME AS A TEACHER?

On signing up to RSL's free Teacher Registry, teachers gain access to the RSL Learning Platform which includes a wealth of scores for use in RSL Awards exams as well as an abundance of features designed to make teaching more effective. The RSL Learning Platform allows teachers to pinpoint exact areas where students can improve, creating a more cohesive and personalised experience for teacher and student alike.

The RSL Learning Platform is equipped with Zoom integration, meaning teachers can host 1-to-1 and group video lessons via the app and upload their content to provide students with examples, demonstrations, and tutorials ahead of live teaching. Teachers can create progress reports to clarify goals for students and communicate progress to parents. Meaning peripatetic teachers, classroom teachers, and music education centres can all benefit in equal measure.





# WHY SHOULD MY STUDENTS USE IT?

For students, the RSL Learning Platform enhances the creativity and curiosity that lies at the core of musical education. Personalised goals and exemplar recordings keep students motivated as they improve every time they open the app. Their practice sessions take on renewed focus with software that allows harder bars to be slowed and repeated until they are ready to play along with backing tracks.

Much has changed in 2020 due to the Coronavirus pandemic, but the principles of teaching music remain constant. Technology will never replace a skilled teacher, yet it can do so much to aid the learning process for the students who are becoming the next generation of musicians.





# HOW DO I GET ACCESS TO THE RSL LEARNING PLATFORM?

All teachers need to do to gain access to these fantastic benefits for free is simply create a profile on RSL's Teacher Registry. This will enable teachers 12 months of access. After 12 months teachers who have subscribing students linked to their accounts will continue to have free access to the platform.

Parents or students themselves can sign up to the Learning Platform through the RSL Awards website for £4.99 monthly or the equivalent of £3.99 per month when paid annually.





**LEARNING PLATFORM**

- Dashboard
- Assignments
  - Submitted
  - All
  - Zoom lessons
- Students
  - My students
  - Zoom lessons
- Content
  - Available
  - Favorite
  - My exercises



# HOW TO GUIDE

## Assigning Content to Students

From the Dashboard, go to Available Content

Content

Search for a book, song, or exercise

Advanced

Popular books and collections

 Rockscool Drums Grade 4 27 Pieces	 Rockscool Acoustic Grade 8 27 Pieces	 Rockscool Acoustic Grade 2 25 Pieces	 Rockscool Guitar Debut 21 Pieces	 Rockscool Drums Grade 2 25 Pieces
--	---	---	---	--

Search for the content you'd like to assign, using any of the options available.

Choose the repertoire to view it



Assign to student

Click assign to student and choose the student you want to study the piece

Create assignment ✕

Student:

Comment:

Score goal:

Grading:

Tempo goal:

Playing mode:

Special type:

Attempts limit:

Adding a comment is a great way to instruct the students.

You can either assign straight away, or choose from Advanced Options for more instructions for your student.

For example, you can set a required score goal or you can set the level of assessment feedback that student receives

There is a tempo goal to gradually help the student get up to tempo


Playing mode has three option – Free mode is where the cursor follows the performer,

With metronome, the performer will play just to a click, if backing is selected then the performer will play along with the full backing. Any mode allows the student to choose their preference.

There are other special assignment tools, such as Sight reading, where the performer will not be able to hear the example track before recording their work, or choose memorization and the performer will not see the music when recording their performance.

Lastly you can limit the number of attempts your student has to complete the performance.

Click add to complete sending the assignment.

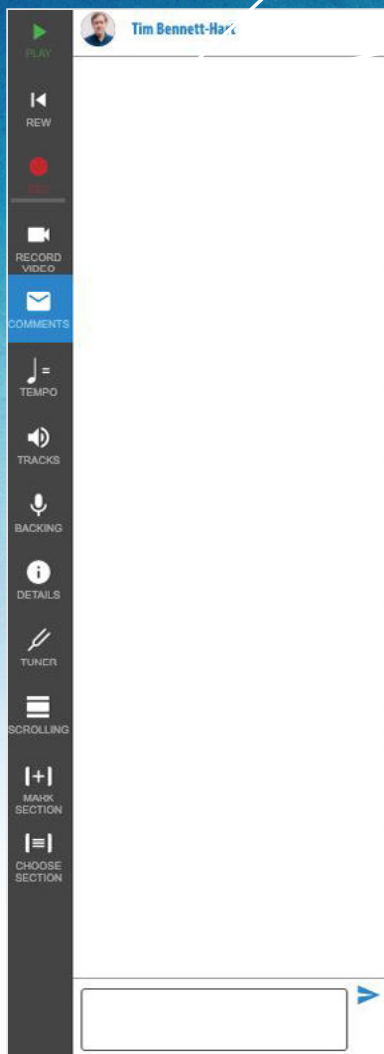


## Student view – assigned content

After a student logs into the Learning Platform, they will automatically see any exercises assigned to them within the dashboard.

Clicking “go to exercises” will take the allow the student to see all exercises that that are currently due to be played.

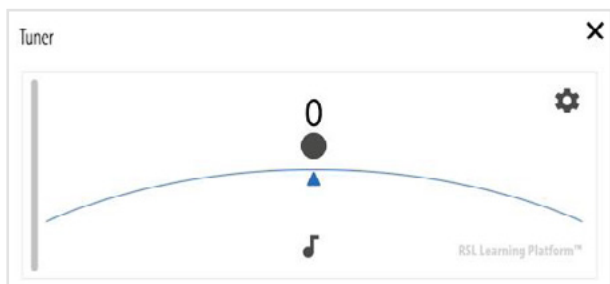
These can filtered in a number of ways.



Clicking on an assigned exercise will take the student directly to the selection, with any advanced parameters set by the teacher already configured.

Using the comments function is a great way for students to let teachers know how they found the assignment.

Don't forget to use the tuner before starting.





Clicking record will start the attempt at the assignment. Once finalised this will go directly to the teacher for review.

LEARNING PLATFORM

Dashboard

Assignments

Active 1

Submitted

All

Dark Issues

Content

Available

Profile

Log out

powered by MusicPAySound™

Other Side Of The World 1 ☆ ☆ ☆ ☆ ☆

KT Tunstall

Part: Acoustic Guitar 1

Playing the backing track from beginning

GET HELP

Intro

Verse

Over the sea and far away she's waiting like an iceberg waiting to change



# LEARNING PLATFORM SUBSCRIPTION

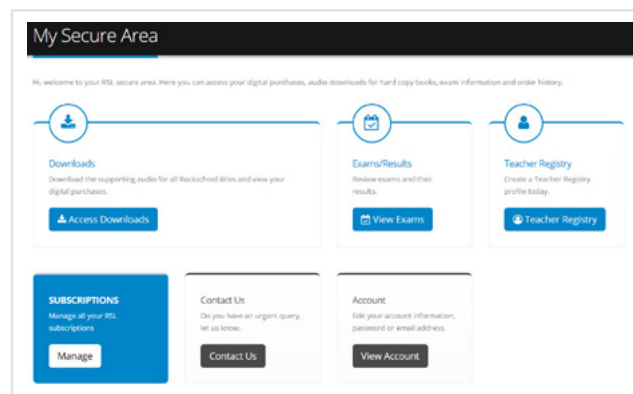
The Learning Platform is a tool for teachers working with students. Teachers need to have an active profile on our Teacher Registry so that subscribed students can connect to them. Students are subscribed and get connected to teachers via an account holder's (parent) RSL account. Student accounts are given a PIN and password by the account holder which they then use to sign-in to the Learning Platform securely from their device. When they sign-in, they will use the account holder's (parent) email and their own PIN and password. The account holder (parent) is able to reset the password if necessary.

Student can be signed up for a Learning Platform subscription by following these steps:

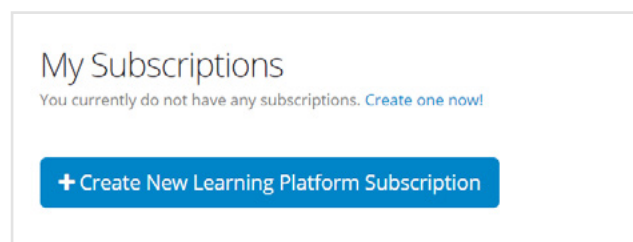
## SIGNING UP


**1. Sign in with your RSL account via**  
<https://cloud.rslawards.com/sign-in>

**2. In "My Secure Area"**  
<https://cloud.rslawards.com/secure>  
 under "Subscriptions" click on "Manage", or choose "Subscriptions" from the Menu in the top



**3. Under "My Subscriptions" click on "Create New Learning Platform Subscription"**





#### 4. Step 1 of 3 – Subscription Details:

Step 1 of 3 - Subscription Details

Enter all of the subscription details. \* Mandatory field.

Student \*

Subscription tier \*

Subscription title \*

a. Here, you will select the student who the subscription is for. The menu lists all students linked to your account. See below for the steps on how to create student accounts.

Student \*

Subscription tier \*

Subscription title \*

b. Next, select either a monthly or annual subscription.

Subscription tier \*

Subscription title \*

i. Monthly subscription – the subscription fee is charged monthly to your card. If cancelling, the subscription continues until the next monthly payment would be due

ii. Annual subscription – the subscription is paid for one year in advance. If cancelling, the subscription continues until the next yearly payment would be due.

c. Enter a subscription title – this can be freely chosen and helps when managing subscriptions for multiple students

Subscription title \*

5. Click "Next"

6. Step 2 of 3 – Select Teacher:

Step 2 of 3 - Select Teacher

Search across all teachers from our teacher registry to find your tutor.

Institution

Name

Postcode/ZIP code

Country

All teachers matching your criteria:

Select	Institution	Name	Address Line One	Address Line Two	County	Postcode	Country
<input checked="" type="checkbox"/>	RSL Awards	Harlequin House	7 High Street	Other Region	12345	United Kingdom	

A student account needs to be linked with a teacher on the RSL Teacher Registry. Once you have selected your subscription type, you will need to find your child's teacher on the Teacher Registry. You can do this by entering the Institution your child is learning at (where relevant) or by entering the teacher's Full Name or part of their name. Eg. 'Ward' will also bring up 'Awards', 'Wardington' etc, or their email address. Click 'Search' and, if your teacher has an active profile, you will be able to find them.. Tick the box in the column "Select" for the correct teacher and click "Next"

**NB:** If your student's teacher is not on the RSL Teacher Registry, please contact them and ask them to sign up for free via <https://cloud.rslawards.com/music/find-a-teacher/sign-up>



### 7. Step 3: Payment – Please complete your card and billing address details

Subscription title: Test Candidate's Learning Platform  
Student: Test Candidate  
Teacher: Mathias Postel  
Subscription tier: Yearly

PAYMENT DETAILS		BILLING ADDRESS DETAILS	
Card type *	Select a card type	Address *	
Name on card *		Town/suburb *	Postcode/ZIP code
Card number *	Security code *	Country *	Select a country
Expiry month *	Expiry year *		
Select month	Select year		

I agree to the [Terms and Conditions](#) pertaining to this purchase

[Back](#) [Submit & Pay](#)

### 8. Review the Terms and Conditions and tick the box to agree with them

### 9. Click "Submit and Pay"

### 10. A "Success" message will be shown if the card was successfully authorised

Success. Thank you for your payment. You can now log-in to the RSL Learning Platform.

[Return to My Subscriptions](#) [+ Create Another Subscription](#)

### 11. You can review your subscriptions under "My Subscriptions"

<https://cloud.rslawards.com/secure/subscriptions>

My Subscriptions

All of your active subscriptions are listed below.

Subscription Name	Student	Subscription Tier	Price (GBP)	Status	Next Payment Date	Options
Test Candidate's Learning Platform	Test Candidate	Yearly	£47.88	Active	02/11/2021	Cancel







## Linking a student to your RSL account:

The RSL system provides parents and teachers with functions to manage multiple students within their account. Typically, these are past or future candidates for RSL Graded Music Exams. Additionally, a student account can be created manually. When linking a student to the account, the account holder (parent/teacher) defines a PIN and password which they will give to the student. The student uses the PIN and password along with the account holder's email to access the RSL Learning Platform. The parent or teacher is able to reset the password.

## To add a student to your account:

1. Student accounts are based on the individual registered for an exam. This means a past or future exam needs to exist for the student.
2. In "Step 1 of 3 – Subscription Details" click on "Add/Link Account"
3. All exams in your account are listed

**Link Account** ➔ Create New Account

All of your purchased exams are listed below. Create an account for your child or student, by selecting all of their exams. Enter a password and a PIN number to enable students to login with their own account. Their username will be the same as yours.

If your student name appears multiple times, you can merge the accounts by selecting all of the exams with the same candidate name. If the name doesn't appear in the list below, you can create a new account.

Link Account	First Name	Surname	Qualification	Exam Date	Exam Centre
<input type="checkbox"/>	[Redacted]	[Redacted]	Electric Guitar - Entry Level 3 (Grade Exam)	2019 02/02/20	Panic Music
<input type="checkbox"/>	[Redacted]	[Redacted]	Guitar Grade 1 (Video Graded Certificate)	2020 02/02/20	Video Exams UK (Virtual centres)

Password \*   
 Re-enter password \*   
 Pin number \*

➔ Link Account
Back

4. Use the tickboxes in the column "Link Account" to identify the same person for whom you will create a student account. At least one exam needs to be ticked. Click "Link Account".

5. If no exams are found, a new student account can be created manually by clicking on "Create New Account":

**Create New Linked Account**

Candidate \*

Password \*

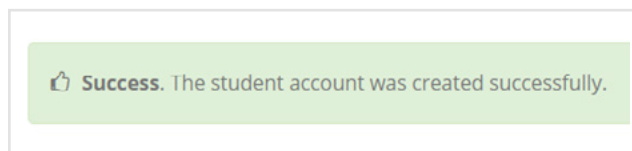
Re-enter password \*

Pin number \*

➔ Create New Linked Account
Back

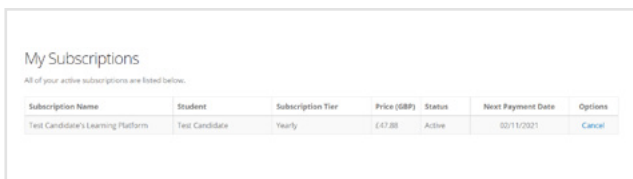
- a. Enter student First name and Surname
- b. Set a password – you will need to give this to the student
- c. Set a PIN – this must be different from the PIN for your other student accounts and you will need to give this to the student
- d. Click "Create New Linked Account"

6. A success message is shown



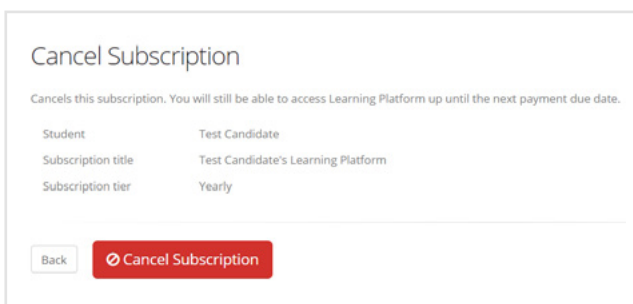
## Cancelling a subscription:

1. Go to <https://cloud.rslawards.com/secure/subscriptions> to review the subscriptions in your account
2. Each subscription has a link "Cancel" next to it



Subscription Name	Student	Subscription Tier	Price (GBP)	Status	Next Payment Date	Options
Test Candidate's Learning Platform	Test Candidate	Yearly	£47.88	Active	30/11/2021	Cancel

3. Clicking on "Cancel" leads to a review of the cancellation decision



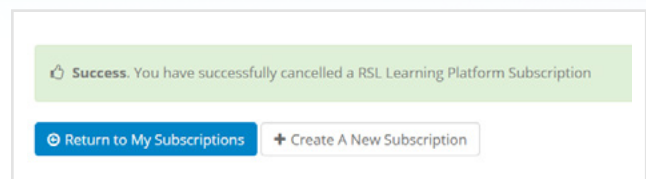
Cancel Subscription

Cancels this subscription. You will still be able to access Learning Platform up until the next payment due date.

Student	Test Candidate
Subscription title	Test Candidate's Learning Platform
Subscription tier	Yearly

[Back](#) [Cancel Subscription](#)

4. To proceed click on "Cancel Subscription"
5. A success message is shown



6. The subscription remains active until the date covered by the most recent payment, e.g. with a monthly subscription until the 1 month after the payment, or in case of an annual subscription until 1 year after the payment. Cancelling the subscription means that the next payment will not be charged. Cancelling a subscription does not result in any pro-rata refunds.

# SAFE USE

RSL takes the Safeguarding of children and vulnerable adults extremely seriously and has put in place as many preventative measures as possible within its assessment structure and processes.

All RSL Safeguarding procedure has been prepared in conjunction with Safe Network, and in accordance with Section 11 of the Children Act 2004. It has also been checked and verified by a qualified Safeguarding trainer.

All RSL staff and associates are expected to adhere to the DfE's advice [What to do if you're worried a child is being abused](#).

This Safe Use Guide is intended to provide advice for parents and teachers on how to use the RSL Learning Platform safely and in accordance with our Safeguarding policy which can be viewed [here](#).

## Student Log-ins and Accounts:

- Access to the Learning Platform can only be gained via a registered RSL account.
- RSL accounts are secured with a password
- Accounts for users under the age of 18 should be registered as a Candidate to a Parent/Carer account and access is given via a PIN generated by the Parent
- Student accounts on the Learning Platform can only be linked to one teacher. This teacher can only be selected by the Parent/Carer account
- Students are unable to contact, or be contacted by, other students or teachers via the Learning Platform.

## Teacher Log-ins and Accounts:

- Access to the Learning Platform can only be gained via a registered Teacher account through the Teacher Registry.
- Teacher accounts are secured with a password.
- Teachers are unable to contact students who are not linked to their account and students are unable to communicate with other students linked to that teacher through the Learning Platform

## The Teacher Registry:

- RSL Awards does not employ, endorse or vet any Teachers or Institutions on the Teacher Registry for the purpose of teaching students.
- It is the responsibility of the Parent to ensure they have undertaken appropriate safeguarding checks with the Teacher or Institution to ensure they are happy to engage the teacher in delivering lessons to their child. They should ensure they have agreed appropriate protocols to ensure a safe teaching environment for their child. This may include verifying a Criminal Records Check for the teacher, for example in the UK an enhanced DBS (Disclosure and Barring Service) certificate.
- It is the responsibility of the Teacher or Institution to ensure they undertake appropriate safeguarding checks to ensure they can establish a safe working environment for both themselves and the student.
- Any teacher working under contract for, or representing, a teaching institution should ensure they adhere to all regulations and protocols put in place by that institution in relation to Safe Working with Children.

## Online Communication:

- The Learning Platform enables teachers to set, and provide feedback on, student assignments created by the teacher both in written and video format. These assignments are set directly from the Teacher account to the Student account but not to the Parent account.
- Once an assignment has been set by the teacher, an email is automatically sent from the Learning Platform to the Account Holder's registered email address.
- Once an assignment has been completed by the student, an email is automatically sent from the Learning Platform to the teacher's registered email address.
- There is no generic messaging functionality within the Learning Platform.
- It is the responsibility of the teacher to ensure that all feedback is professional in content and, when in video format, is recorded in a professional or neutral environment
- It is the responsibility of the parent to ensure that any work submitted for assessment by the teacher by the student is appropriate in content

- Communication outside the Learning Platform will be necessary to facilitate the organisation of lessons, give more detailed feedback, facilitate exam entries and other communication.
- It is recommended that any verbal or written communication takes place between the teacher and the parent and not directly with the student.
- It is recommended that teachers use a dedicated work email account.
- It is the responsibility of the parents/carer to monitor their child's engagement and interaction with the teacher both within and outside the Learning Platform. It is recommended that the parent works with their child to set-up their RSL account and ensures they maintain up-to-date details of their child's log-in details.
- Teachers should also ensure they adhere to all regulations and protocols put in place by their employer in relation to Safe Working with Children, where relevant.
- It is the responsibility of the teacher – and their employer as relevant – to ensure that all interaction with parents and students both within and outside the Learning Platform is professional and monitored effectively.
- RSL does not monitor communication between teachers, parents and students either within or outside of the Learning Platform.
- RSL is able to gain control of – and restrict access to – the student or teacher Learning Platform account through performing a password reset where necessary.

#### **Online Lessons:**

- The Learning Platform enables teachers to schedule online lessons via Zoom.
- It is the responsibility of the parent to ensure that any online lessons can be delivered in a safe environment for their child. Parents should ensure that consent is sought from the teacher before allowing a student to record any lessons, including storing and recording lessons.
- It is the responsibility of the teacher – and their employer - to ensure that any online lessons are delivered in accordance with all regulations and protocols related to Safe Working with Children. This includes ensuring that any recording of lessons is done with the consent of both the

parent and student and storage of any recorded lessons is in accordance with all regulations and protocols related to Safe Working with Children.

- Teachers and students should not publish, distribute or share any recorded sessions without the express permission of all parties involved.
- RSL reserves the right to remove, and take necessary action, in relation to any recorded sessions published, distributed or shared which are found to be in breach of any law related to Safeguarding and Intellectual Property
- Lessons via Zoom are delivered via the teacher's own Zoom account which is not connected to RSL.

#### **Terms and Conditions:**

All users of the RSL Learning Platform must adhere to Terms and Conditions which include acceptable use and Safeguarding. RSL reserves the right to limit access to, or remove, users from the Learning Platform and/or Teacher Registry without notice for breaching these Terms and Conditions. RSL also reserves the right to suspend, investigate or close any account suspected of, or found to be in breach of, the Terms and Conditions.

#### **Further Advice and Guidance**

We hope that teachers, parents and students alike are able to enjoy using the Learning Platform safely. For further information regarding Safeguarding, please refer to the guidance provided by your/your teacher's employer. You may also find the guidance compiled by the following organisations helpful.

<https://www.ism.org/about/safeguarding>

<https://learning.nspcc.org.uk/news/2020/march/undertaking-remote-teaching-safely>

#### **Raising a Safeguarding Concern:**

This Guide should be used in conjunction with our Safeguarding Policy found here.

Any Safeguarding concerns relating to the RSL Learning Platform should be raised by emailing [safeguarding@rslawards.com](mailto:safeguarding@rslawards.com).